

- Life Skills
- Subject Specific Knowledge and Skills
- Assessment

# Drama Learning Journey



Progression to next stage of learning:

- A Levels
- BTECs
- Apprenticeships
- University

## Component 1: Written Exam (40%)

Final preparations for the written exam, which predominantly focuses around Blood Brothers and the Live Theatre Evaluation (Billy Elliot)

Resilience  
Theatre Roles & Responsibilities

## Component 3: Texts in Practice (20%)

Students perform scripted monologues, duologues and group performances



Written Exam (40%)



Scripted Exam (20%)



Written Exam Practise

## Component 2 : Devising (40%)

Students explore a range of stimuli and use their knowledge of Drama, including practitioners, to produce a piece of theatre (10%) and written coursework (40%)

Leadership

## Component 3: Texts in Practice (20%)


Exploration of Blue Remembered Hills and duologue performances



Devising (40%)




Scripted Exam Practise



Year 11  
Students continue to develop skills and knowledge

Episodic structure





Written Exam Practise

Proxemics

## Component 1: Written Exam (40%)

**Blood Brothers**  
Students explore Blood Brothers in great detail, building a solid understanding of the text whilst learning how to write about performance decisions in the written exam



**Year 10**  
Students immediately build on their skill set as they enter KS4, specifically, developing the ability to analyse and evaluate in written form, a skill which they've verbally developed over the past 3 years

**Scripts #2**  
Students revisited scripted work with Dennis Kelly's DNA, exploring the themes and characters, making theatrical choices to communicate intention

**Live Theatre Evaluation**  
Students watch a professional production, analysing and evaluating the performances in written form, an expectation of the GCSE exam

Scripted Work

## Component 1: Written Exam (40%)

**Shakespeare**  
Students explore Shakespeare in performance with two of the Bard's greatest tragedies, 'Hamlet' and 'Othello'




Shakespeare



Go to the Movies



Blood Brothers



**Blood Brothers**  
Students gain knowledge of Willy Russell's classic – and our GCSE written exam text – exploring plot and characters

**Go to the Movies**  
Students continue to develop the ability to communicate intention and utilise techniques whilst learning new strategies

**Year 9**  
With GCSE options approaching, our schemes continue to engage and challenge learners whilst giving them a taste of the AQA GCSE Drama course

Teamwork

**WW1**  
Our WW1 scheme allows students to develop their Creating, Performing and Responding skills whilst learning about the Great War



WW1



Little Sister



Melodrama

**Little Sister**  
Enables students to hone the ability to create and develop character in a contemporary setting whilst continuing to effectively combine techniques

**Melodrama**  
Students gain an understanding of melodrama, developing the ability to play exaggerated stock characters

**Charlotte Dymond**  
Students begin to understand how to create and develop character in our period scheme



Charlotte Dymond

Spontaneous improvisation  
Thought tracking  
Split stage


Darkwood Manor



Shakespeare



Physical Theatre



Charlotte Dymond

**Darkwood Manor**  
Students develop their acting skills and use of techniques whilst being introduced to further techniques and how to create atmosphere

**Shakespeare**  
Students develop an appreciation of Shakespeare in performance with an insight into 'Romeo & Juliet' and 'A Midsummer Night's Dream', communicating character/feelings through their acting skills and making effective use of techniques

**Physical Theatre**  
Students develop the ability to communicate meaning through their bodies and physical action

**Year 8**  
Students further develop their use of skills and strategies and continue to develop the ability to successfully combine them.

Storytelling



Commedia dell'Arte



Silent Movie



**Storytelling**  
Students further develop their use of vocal expression and are introduced to further Drama techniques

**Commedia dell'Arte**  
Students develop their physical acting skills and are introduced to vocal acting skills (vocal expression) by exploring Commedia dell'Arte

**Silent Movies**  
Students are introduced to their physical acting skills (non verbal communication) through the genre of Silent Movie

**Year 7**  
Students develop the basics of focus and audience awareness before quickly developing their theatrical knowledge and skills.

Narration  
Tableau  
Choral speaking

Confidence  
Performing

Role play  
Self control  
Creating

Mime

Hot seating