ART & DESIGN

A LEVEL ART & DESIGN (Fine Art)

Ks 5

Mirfield College – Everyone Exceptional

The Mirfield Free Grammar

AO1 – Research questions

AO2 – Experiment / select / Refine

AO3: Record and plan final ideas

AO4– Final Outcome (completed in 10 hour exam)

AO2: experiment with a range of materials using what you have learnt from Year 10

AO4: produce a final outcome that relates to your question

Transferable skills:
Research
Creativity
Critical thinking
Problem solving
Time keeping
Planning
Communication: The ability to explain, analyze and evaluate with clarity

COMPONENT TWO (40%) – NEA

Exam Paper set by the board and released to students in January of Year 11. Preliminary research leads to 10 hour exam around April.

AO3: Record and plan ideas for your final composition.

AO1: research the questions and collect relevant artist images and other relevant images.

YEAR 11

Independent project based on 3 starting points

COMPONENT ONE (60%) – SUSTAINED PROJECT – Close ups!

Observational study

Primary photographs

Artist Copy

Artist Research

Audrey Flack

Silk Painting

Oil Pastel Technique

Clay relief Tile

Photo-etching

Water colour Techniques

Expressions – Brian Scott

Architecture – Ian Murphy

Good enough to eat! – Sarah Graham

OBSERVATIONAL DRAWING

Independent research of artist copy



Acrylic painted study

Acrylic techniques

colorHex app

Experiment with surface application – sponging, scraping, printing, masking

Experiment with a range of surface media – acrylic / watercolour / brush / collage

COLOUR MIXING

FOUNDATION

YEAR 10

KS4

Portfolio of skills based on A3 abstract pattern

Artist Analysis – research into an artist that relates to your composition

Silhouettes

Shaded Pencil

Biro

Stencil

Oil Pastel Monoprint

Mindful Doodle

Independent project – you develop a composition based on a song lyric / story / poem

Street Art

Prepared Surface

What's in a Word?

The focus of the Year is to work more Independently. The projects encourage you to reflect critically on artists that will inspire original outcomes.

Ruth Fettis

Angie Lewin

Banksy

Religious Masks

Celebration Masks

Theatrical Masks

War Masks

Ben Eine

Jon Burgermann

David Hockney

YEAR 9

Lino Print Making

Masks

Use the skills you have learnt in Year 7 to work in 3 Art disciplines: Drawing 3D Print. Year 8 is project based and helps to develop your creative thinking and hone your practical skills

Registering

Relief Print

Reduction Print

Embellishment

Modelling

Designing

Mono Prints

Proportions

Observation

Guidelines

Tonal Shading

Texture & Form

YEAR 8

Self Portrait

Ceramics

Clay

kiln

Coiling / pinch

Slip & Score

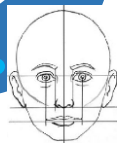

Alasdair MacDonell

Henri Matisse 'Fauvism'



Frida Kahlo

Yellow Ochre / Red / Blue

Georges Seurat

Chuck Close

Skin Tones



Alberto Giacometti

Pablo Picasso

Pointillism

Mono-printing

Line & Tone

Colour & shape

YEAR 7

Look at the 6 Formal Elements to understand in more depth how the language of Art helps you to produce successful pieces of work

Continuous line drawing

Expressive Line

Mark Making

Complementary paper cut outs

'Fauvism' – Wild Beast

Complementary Poly Prints

Deeper understanding of the Colour Wheel

KS3

The Mirfield Free Grammar